

Goldilocks and the Three Bears

A Fairy Tale

A bear family sat down to breakfast and discovered the porridge was too hot to eat. They decided to take a walk in the woods while it cooled. Meanwhile a little girl named Goldilocks had decided to take a walk in the woods.

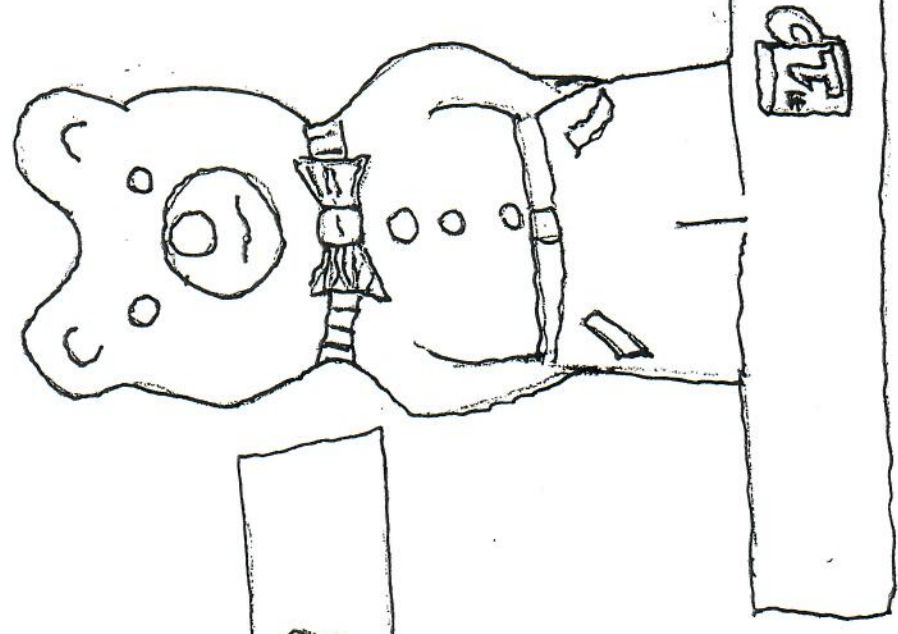
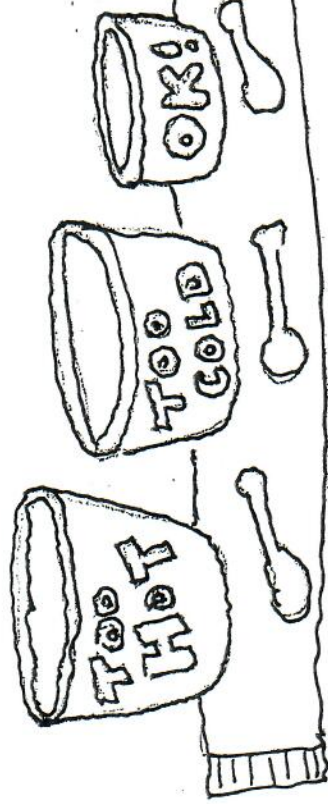
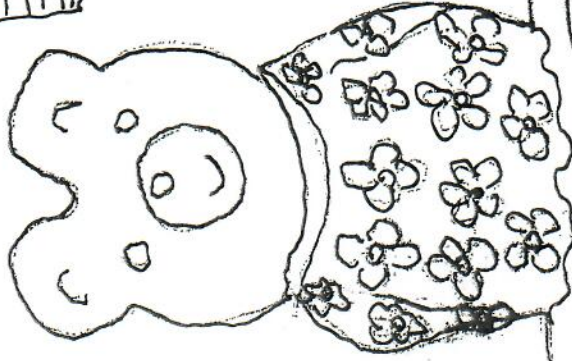

She came to the bears' house and walked inside. Tired after her long walk, she saw three rocking chairs. The biggest chair was too big. The medium sized chair was too creaky. The smallest chair was just right until she rocked so hard, she broke it.

She smelled something good and saw bowls on the table. The first bowl had porridge in it that was too hot. The second bowl had porridge that was too cold. The third had porridge that was just right and so delicious that she ate it all up.

All that porridge made her sleepy. She went upstairs and saw three beds. She tried the first bed. Too hard! The second bed was too lumpy. The last bed was just her size and it was so comfy that she fell asleep right away.


The bears came back from their walk. The door was open. Baby Bear's chair was broken. "And someone ate my porridge all up!" he cried. There was no one on the first floor so they went upstairs. There in Baby Bear's bed was a little girl. "Growl," said Papa Bear. "Oh, my goodness," said Mama Bear. "Why are you in my bed?" yelled Baby Bear.


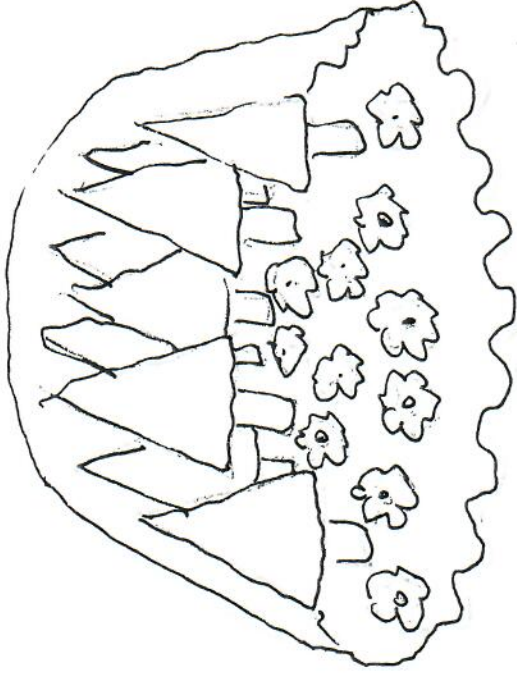


All this noise woke up Goldilocks who looked up and saw a Papa Bear, a Mama Bear, and a Baby Bear all looking angrily at her. "EEK," she screamed, jumped up, and ran out of the house, and the bear family never saw her again.



Finger Puppets

Color each finger puppet and cut them out. Take the long strip of paper at the bottom and attach in the back. Use tape to hold ends together. You can play with them as finger puppets or stand them up.

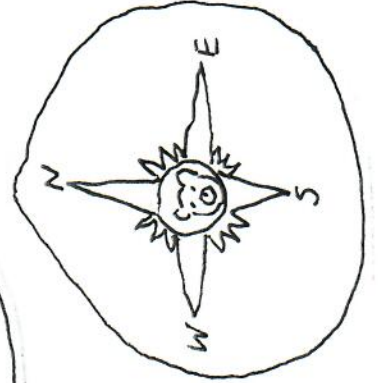




Map pictures

Color in each map picture (you can use colored pencils or crayons). Cut each picture out and decide where you want to put them on the map. Move the pictures around until you are happy with how it looks.

Then you can tape or glue the pictures to the map.



What is a Compass Rose?

If you look at maps, you will see a Compass Rose. It tells you which way on the map is North, South, east, or West. They usually have an interesting design.

