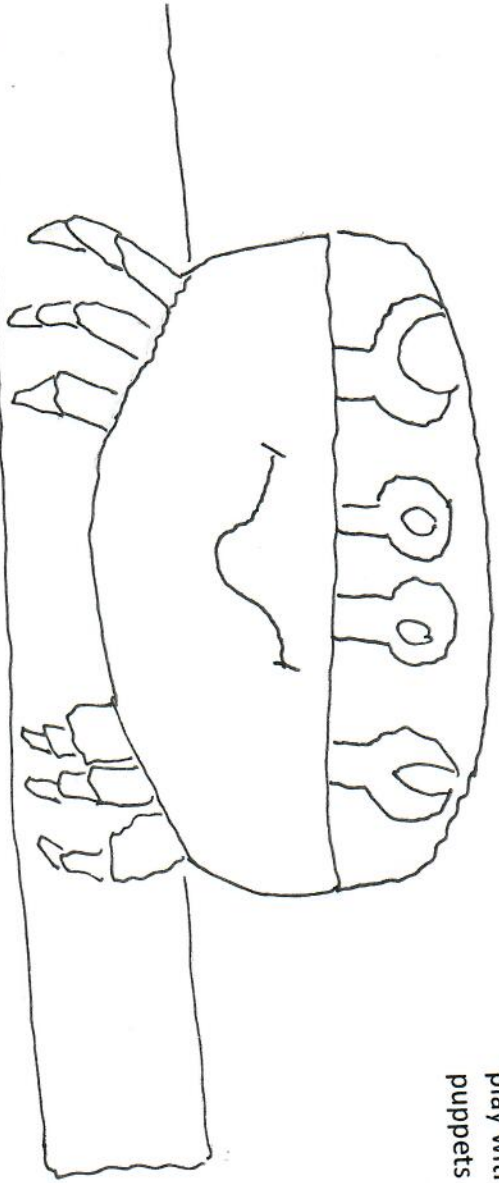



The Little Mermaid


Fun Facts and Lore

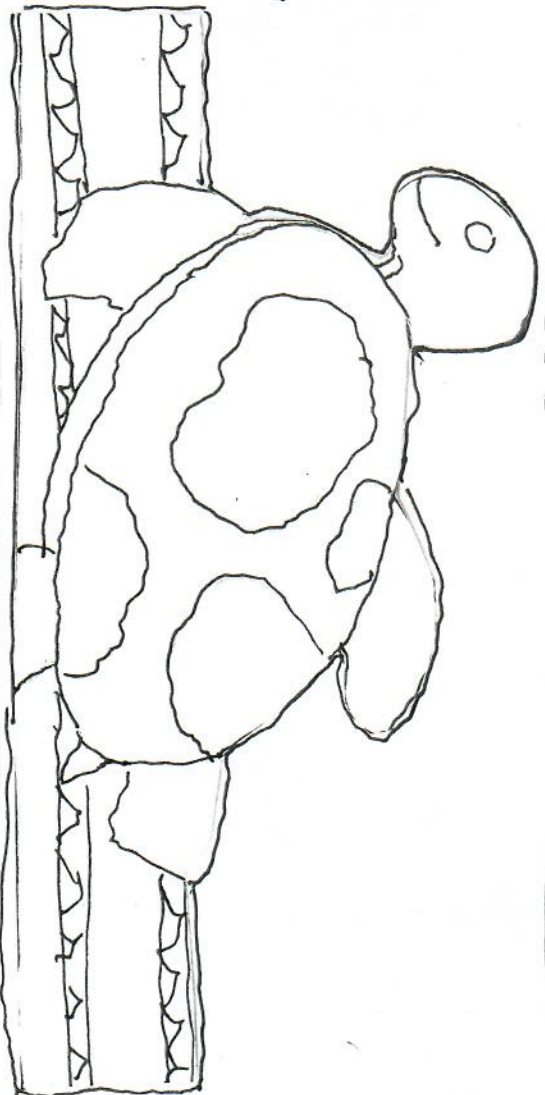
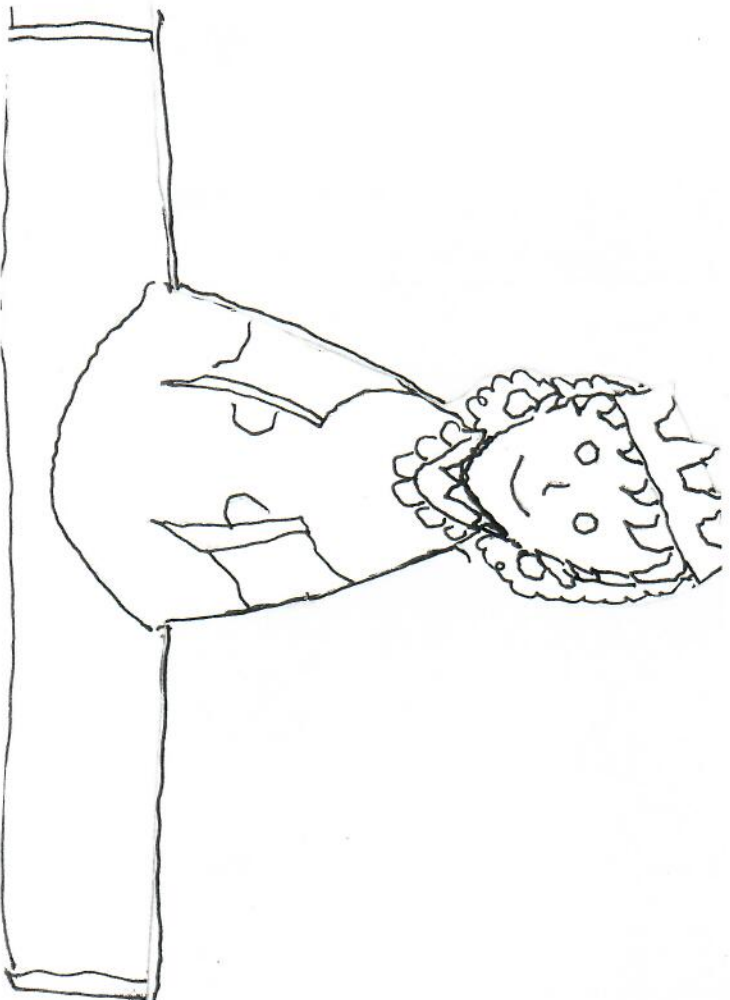
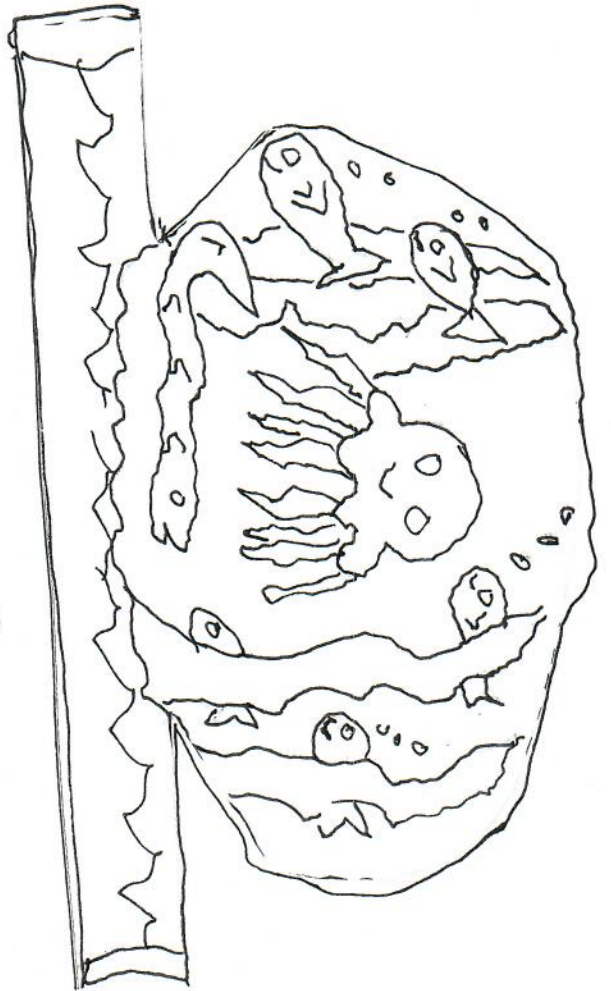
- Did you know that almost every country in the world has stories about mermaids and mermen?
- The first image of a merperson was carved on a wall in Assyria (now Iraq, Iran, and part of Turkey) over 2,700 years ago!
- Mermaids are sometimes called Sirens. Their beautiful singing voices were said to lure unsuspecting sailors to steer their boats onto rocks.
- In Australia, mermaids called yawkyawks are said to live in freshwater ponds. Unlike the stories of ocean mermaids, yawkyawks like people and can make it rain. Don't make one mad though or they'll make it flood!
- Some historians say sailors who thought they saw mermaids actually saw manatees, the big gray sea animals that live in Florida.
- Some old drawings of merpeople show them with one tail and some with two tails just like legs. In the British Isles the mermen were said to have green skin.
- Hans Christian Anderson, a Danish writer for fairy tales, wrote the original story of The Little Mermaid. There is a famous statue of The Little Mermaid in the Copenhagen harbor in Denmark.
- The city of Warsaw, Poland, in Europe took a mermaid holding a sword as their official symbol. There is an enormous mermaid statue in the town square placed there in 1855.
- In Fountain Square in the nearby town of Larchmont, NY, there is a bronze fountain featuring a mermaid and her baby called The Mermaid's Cradle.
- New Rochelle can claim the Grammy-winning composer, Alan Menken, as their own! He lived in New Rochelle and graduated from New Rochelle High School in 1967. He wrote the film score for The Little Mermaid movie as well as many of the songs with Howard Ashman. Thank you for the beautiful music, Alan!



Finger Puppets




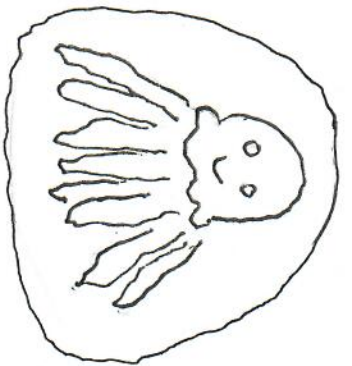
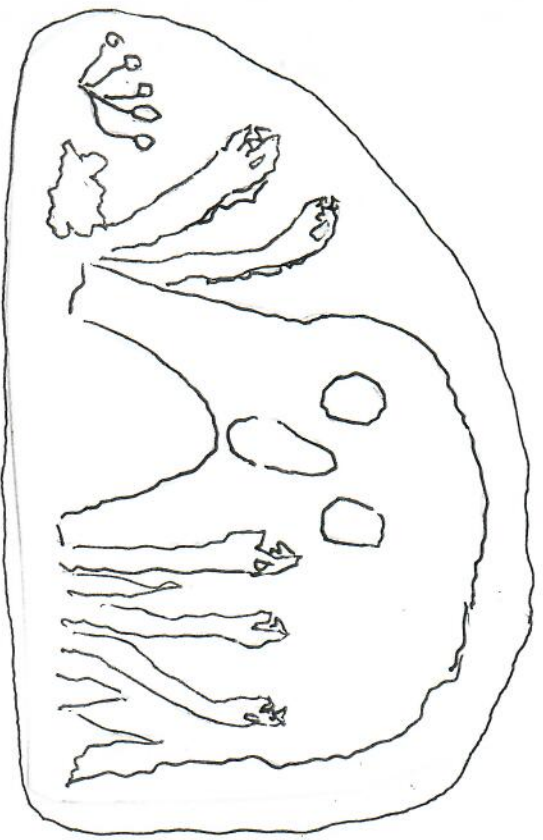
Color each finger puppet and cut them out. Take the long strip of paper at the bottom and attach in back. Use tape to hold ends together. You can play with them as finger puppets or stand them up.





Finger Puppets

Color each finger puppet and cut them out. Take the long strip of paper at the bottom and attach in the back. Use tape to hold ends together. You can play with them as finger puppets or stand them up.



What is a Compass Rose?

If you look at maps, you will see a Compass Rose. It tells you which way on the map is North, South, east, or West. They usually have an interesting design.

Map pictures

Color in each map picture (You can use colored Pencils or crayons). Cut each picture out and decide where you want to put them on the map. Move the pictures around until you are happy with how it looks. Then you can tape or glue the pictures to the map.

